

601118

/

42

115

16 -

16 -

.....22

.....23

.....**24**

.....**25**

.....25

.....25

.....25

.....25

.....25

.....25

.....26

.....26

.....26

.....**27**

.....27

.....27

.....29

.....**31**

.....31

.....31

.....31

.....31

.....**32**

.....	32
.....	33
.....	34
.....	34
.....	35
.....	37
.....	38
.....	38
.....	39
.....	40
.....	41
.....	44
.....	45

115

42

880,000

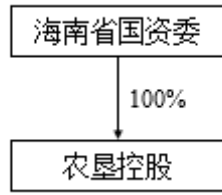
91460000MA5RCAPY0G

2015 12 23

115

42

0898-68500733



			/	
10		13,000.00		100%
11		5,100.00	; , ; ; ; , , ,	32% 20%
12		10,000.00		20%
13		35,102.51		100%

			/	
14		20,000.00		100%
15		500.00	; ; ; ; ; ;	100%
16		1,300.00	() ()	100%

50%

70%

46.44%

100%


	2018 12 31	2017 12 31	2016 12 31
	3,674,820.27	3,111,163.47	2,583,962.27
	2,003,126.86	1,731,435.18	1,340,669.22
	1,671,693.42	1,379,728.29	1,243,293.04
	1,147,067.03	1,005,204.86	916,514.82
	54.51%	55.65%	51.88%
	2018	2017	2016
	2,077,852.20	2,075,018.37	1,601,760.07
	1,881,808.18	1,946,892.15	1,488,971.80
	59,707.19	22,586.41	-10,140.98
	43,092.75	7,375.88	-24,720.29
	35,009.74	15,422.35	-29,830.25
	2.58%	0.53%	-

= ÷

= ÷

--	--	--	--	--	--	--

11010819*****0071



—

2-1-14

16Ñ"~

12

12

2015 11 24

[2015]199

2016 4 29

[2016]34

2015 12 31

2-1-15

2016 7 15

2016 8 17

10

2016 11 14

[2016]94

<

>

2018 12 16

2018 115

2018 10 31

2,715,012,024

1 2015 11 24

[2015]199

2 2015 12 23

3 2015 12 30

2015-045

4 2016 4 29

[2016]34

2015

2-1-16

12 31

5 2016 7 15

6 2016 8 17 10

7 2016 11 14

[2016]94 < >

8 2018 7 6

[2018] 399

30%

1

2016 7 15

30%

3 2016

7 18

3

2

2019 4 5

2019 4 12

2019 4 16

2019 4 25

<

>

2019 6 14

[2019]30

2019 6 19

[2019]394

30% 30%

2

30%

3

3

3

10

30%

[2015]199

2016 34

2015 12 31

2,715,012,024

63.44%

2-1-19

63.44%

30%

2016 7 15

3

2019 4 5

2019 4 12

2019 6 14

[2019]30

2019 6 19

2018-007

39,000,000

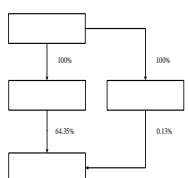
0.9113%

2,754,012,024

64.3547%

64.3547%

2-1-21



1

2016 7 15

2

1

2

1

2

,

88

,

3

313,570,000

11.55%

7.33%

12

2019 4 29 2019

<

>

R1 International Pte Ltd

73.46%

2019 5 18

R1

1 Hainan State Farms Investment Limited R1
International Pte. Ltd. 4,200,000

2 HSF(S)Pte.Ltd. PT.Kirana Megatara 62.5%
Archipelago Rubber Trading Pte.Ltd. 62.5%

R1 International Pte. Ltd.

2019 4 29 2019

< >

R1 International Pte

Ltd 73.46% 2019 5 18

R1

1 Hainan State Farms Investment Limited R1

4,200,000

2 HSF(S)Pte.Ltd. PT.Kirana Megatara 62.5%

Archipelago Rubber Trading Pte.Ltd. 62.5%

2 1

2017 7 30

HSF(S)Pte.Ltd. PT.Kirana Megatara

62.5% Archipelago Rubber Trading

Pte.Ltd. 62.5% 2

30

HSF(S)Pte.Ltd. KM ART 3

30

4 HSF(S)Pte.Ltd. KM ART

HSF(S)Pte.Ltd. KM ART

3

2017 12 5

4

2019

<

>

R1 73.46% 2019 5 18

R1

24

3,000

5%

24

5

2018 1 18

2018-007

6

0.1%

1%

2018 5 24

2018 11 8

1	2018 11 9	950,000	
2	2018 11 12	1,050,000	
3	2018 11 13	2,486,300	
4	2018 11 26	1,013,700	
5	2018 11 27	1,000,000	
6	2018 11 28	100,000	
7	2018 11 29	1,000,000	
8	2018 11 30	1,000,000	
9	2018 12 4	100,000	
10	2018 12 7	1,000,000	
11	2018 12 10	300,000	
12	2018 12 11	1,000,000	
13	2018 12 12	1,000,000	
14	2018 12 14	1,000,000	
15	2018 12 17	1,000,000	
16	2018 12 18	1,000,000	
17	2018 12 19	7,000,000	
18	2018 12 24	12,000,000	
19	2018 12 25	2,000,000	
		36,000,000	

2016

2017 460ZB6249

2017 2018

	2018	12	31	2017	12	31	2016	12	31
	3,674,820.28			3,111,163.47			2,583,962.27		
		290,043.94			331,255.07			199,618.01	
		89,087.59			160,299.74			-	
		5,076.71			6,427.14			33,727.60	
		-			1,600.00			9,000.00	
		133,241.22			88,887.42			86,362.57	
		161,413.15			125,747.82			45,354.18	
		-			-			160,302.51	
		46,731.66			36,362.81			35,696.50	
		28,171.75			56,415.07			19,392.85	
		5,794.07			4,590.20			1,931.39	
		273.05			423.05			273.05	
		555,854.81			424,333.51			398,008.00	
		29,977.98			134,493.47			55,631.67	
		17,174.63			7,297.52			30,374.90	
	1,362,840.56			1,378,132.81			1,075,673.23		
		422,104.52			232,274.80			209,095.31	
		548.88			555.42			531.41	
		7,638.71			8,038.38			-	
		127,805.44			54,830.60			11,368.84	
		6.08			549.31			658.25	
		79,228.68			53,365.33			37,802.54	
		1,945.37			2,818.64			4,715.92	
		1,008.62			869.88			823.72	
	640,286.30			353,302.37			264,996.00		
	2,003,126.86			1,731,435.18			1,340,669.22		
	1,671,693.42			1,379,728.29			1,243,293.04		
	3,674,820.28			3,111,163.47			2,583,962.27		

	2018	2017	2016
	2,077,852.20	2,075,018.37	1,601,760.07
	1,881,808.18	1,946,892.15	1,488,971.80
	24,614.05	9,651.68	7,583.49
	65,976.30	24,379.20	25,348.92

	2018	2017	2016
	190,624.56	124,699.07	112,317.85
	29,036.55	18,970.24	16,101.51
	47,667.30	38,158.74	8,314.08
	1,791.62	314.17	4,377.73
	34,290.65	27,715.52	-3,173.28
	-886.23	-1,580.85	-1,683.85
	25,315.84	-	-
	50,205.22	12,407.17	-
	-52,006.52	-47,295.84	-55,673.14
	143,322.61	77,267.73	51,223.52
	-	-	7,252.89
	31,608.91	7,385.48	5,691.37
	-	-	3,113.43
	59,707.19	22,586.41	-10,140.98
	16,614.43	15,210.53	14,579.31
	43,092.75	7,375.88	-24,720.29
	35,009.74	15,422.35	-29,830.25
	8,083.01	-8,046.47	5,109.96

1

2 3

3 3

4

2018

7

2019 5 23

24

6

6

2019 7 1

2019 7 1

2019 7 1

			601118
			115 42
	<input checked="" type="checkbox"/>		<input checked="" type="checkbox"/>
	<input checked="" type="checkbox"/>		<input checked="" type="checkbox"/>
5%	<input checked="" type="checkbox"/> 1		<input checked="" type="checkbox"/>
	<input checked="" type="checkbox"/>		
	39,000,000 0.9113%		
	2,715,012,024 63.44% 2,754,012,024 64.35%		
	<input checked="" type="checkbox"/>		
	<input checked="" type="checkbox"/>		
12	<input checked="" type="checkbox"/>		

6	<input checked="" type="checkbox"/>
	<input checked="" type="checkbox"/>
	<input checked="" type="checkbox"/>
	<input checked="" type="checkbox"/>
	<input checked="" type="checkbox"/>
	<input checked="" type="checkbox"/>
	<input checked="" type="checkbox"/>
	<input checked="" type="checkbox"/>

1

2

3

4

2019 7 1

2019 7 1